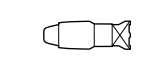
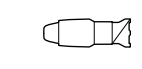
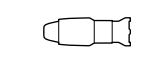
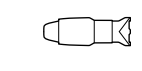


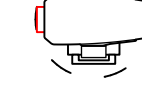


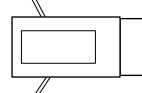
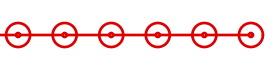















KEY TO SYMBOLS

-  ETC Source Four 19° (575W) (16)
-  ETC Source Four 26° (575W) (57)
-  ETC Source Four 36° (575W) (28)
-  ETC Source Four 50° (575W) (18)
-  ColorSource PAR Deep Blue (16)
-  ETC Source Four PAR (575W) (3)
-  SolaFrame 750 (3)
-  MR-16 MFL (50W) (4)
-  Altman 3 Cell (1K) (16)
-  Lycian SuperArc 400 (2)
-  String Lights (12)

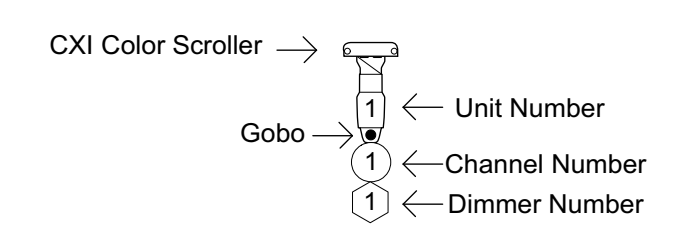
COLORS AND PATTERNS

 L017	 L021	 L127	 R525	 R358
 R04	 R34	 R125	 R357	 R3220
 71005	 77802	 R4260		

DRAWING NOTES

ALL INSTRUMENTS ARE 18" APART UNLESS SPECIFIED OTHERWISE.

LEGEND



Production Team

DIRECTOR.....Jimmy Calitri
 SCENIC DESIGNER.....Renee Surprenant Fitzgerald
 TECHNICAL DIRECTOR.....Trevor Elliott
 ASST. TECHNICAL DIRECTOR.....Gabriel Luxton
 LIGHTING DESIGNER.....Jessica Winward

OCTOBER 2019

SCALE 1/4" = 1'

DWG NUMBER

PAGE SIZE 24 X 36

L3

FRONT ELEVATION