



Lighting Designer - Jessica Winward  
 Carnegie Mellon University  
 Philip Chosky Theatre

## Channel Hookup

### Wozzeck

| Channel     | Position     | U# | Instrument Type & Accessory & Load               | Purpose         | Color & Gobo | Dm | Ad |
|-------------|--------------|----|--|-----------------|--------------|----|----|
| <b>(1)</b>  | SL BOOM 1    | 1  | ETC Source 4 26°+12" Sidearm 750w                | < Warm Mid Side | L747 + R119  |    |    |
| <b>(2)</b>  | SL BOOM 2    | 1  | ETC Source 4 26°+12" Sidearm 750w                | < Warm Mid Side | L747 + R119  |    |    |
| <b>(3)</b>  | SL BOOM 3    | 1  | ETC Source 4 26°+12" Sidearm 750w                | < Warm Mid Side | L747 + R119  |    |    |
| <b>(4)</b>  | SL BOOM 4    | 1  | ETC Source 4 26°+12" Sidearm 750w                | < Warm Mid Side | L747 + R119  |    |    |
| <b>(11)</b> | SR BOOM 1    | 1  | ETC Source 4 26°+12" Sidearm 750w                | > Cool Mid Side | R3202 + R119 |    |    |
| <b>(12)</b> | SR BOOM 2    | 1  | ETC Source 4 26°+12" Sidearm 750w                | > Cool Mid Side | R3202 + R119 |    |    |
| <b>(13)</b> | SR BOOM 3    | 1  | ETC Source 4 26°+12" Sidearm 750w                | > Cool Mid Side | R3202 + R119 |    |    |
| <b>(14)</b> | SR BOOM 4    | 1  | ETC Source 4 26°+12" Sidearm 750w                | > Cool Mid Side | R3202 + R119 |    |    |
| <b>(31)</b> | 2nd Electric | 1  | ETC Source 4 PAR WFL+7.5in 4 Leaf Barn Door 575w | Toplight        | R2007        |    |    |
| <b>(32)</b> | 2nd Electric | 2  | ETC Source 4 PAR WFL+7.5in 4 Leaf Barn Door 575w | Toplight        | R2007        |    |    |
| <b>(33)</b> | 2nd Electric | 3  | ETC Source 4 PAR WFL+7.5in 4 Leaf Barn Door 575w | Toplight        | R2007        |    |    |



# Channel Hookup

Wozzeck

| Channel     | Position     | U# | Instrument Type & Accessory & Load                  | Purpose  | Color & Gobo | Dm | Ad |
|-------------|--------------|----|---|----------|--------------|----|----|
| <b>(34)</b> | 2nd Electric | 4  | ETC Source 4 PAR WFL+7.5in 4 Leaf Barn Door<br>575w | Toplight | R2007        |    |    |
| <b>(35)</b> | 2nd Electric | 5  | ETC Source 4 PAR WFL+7.5in 4 Leaf Barn Door<br>575w | Toplight | R2007        |    |    |
| <b>(36)</b> | 4th Electric | 3  | ETC Source 4 PAR WFL+7.5in 4 Leaf Barn Door<br>575w | Toplight | R2007        |    |    |
| <b>(37)</b> | 4th Electric | 6  | ETC Source 4 PAR WFL+7.5in 4 Leaf Barn Door<br>575w | Toplight | R2007        |    |    |
| <b>(38)</b> | 4th Electric | 10 | ETC Source 4 PAR WFL+7.5in 4 Leaf Barn Door<br>575w | Toplight | R2007        |    |    |
| <b>(39)</b> | 4th Electric | 13 | ETC Source 4 PAR WFL+7.5in 4 Leaf Barn Door<br>575w | Toplight | R2007        |    |    |
| <b>(40)</b> | 4th Electric | 16 | ETC Source 4 PAR WFL+7.5in 4 Leaf Barn Door<br>575w | Toplight | R2007        |    |    |
| <b>(41)</b> | 6th Electric | 2  | ETC Source 4 PAR WFL+7.5in 4 Leaf Barn Door<br>575w | Toplight | R2007        |    |    |
| <b>(42)</b> | 6th Electric | 5  | ETC Source 4 PAR WFL+7.5in 4 Leaf Barn Door<br>575w | Toplight | R2007        |    |    |
| <b>(43)</b> | 6th Electric | 9  | ETC Source 4 PAR WFL+7.5in 4 Leaf Barn Door<br>575w | Toplight | R2007        |    |    |
| <b>(44)</b> | 6th Electric | 13 | ETC Source 4 PAR WFL+7.5in 4 Leaf Barn Door<br>575w | Toplight | R2007        |    |    |



# Channel Hookup

Wozzeck

| Channel     | Position     | U# | Instrument Type & Accessory & Load                  | Purpose        | Color & Gobo       | Dm | Ad |
|-------------|--------------|----|---|----------------|--------------------|----|----|
| <b>(45)</b> | 6th Electric | 16 | ETC Source 4 PAR WFL+7.5in 4 Leaf Barn Door<br>575w | Toplight       | R2007              |    |    |
| <b>(46)</b> | 6th Electric | 20 | ETC Source 4 PAR WFL+7.5in 4 Leaf Barn Door<br>575w | Toplight       | R2007              |    |    |
| <b>(51)</b> | SR LADDER 1  | 3  | ETC Source 4 26° 750w                               | > Texture Side | R316, T:<br>R77572 |    |    |
| <b>(52)</b> | SR LADDER 1  | 4  | ETC Source 4 36° 750w                               | > Texture Side | R316, T:<br>R77572 |    |    |
| <b>(53)</b> | SR LADDER 1  | 5  | ETC Source 4 50° 750w                               | > Texture Side | R316, T:<br>R77572 |    |    |
| <b>(54)</b> | SR LADDER 3  | 2  | ETC Source 4 26° 750w                               | > Texture Side | R316, T:<br>R77572 |    |    |
| <b>(55)</b> | SR LADDER 3  | 3  | ETC Source 4 36° 750w                               | > Texture Side | R316, T:<br>R77572 |    |    |
| <b>(56)</b> | SR LADDER 3  | 4  | ETC Source 4 50° 750w                               | > Texture Side | R316, T:<br>R77572 |    |    |
| <b>(57)</b> | SR LADDER 4  | 1  | ETC Source 4 26° 750w                               | > Texture Side | R316, T:<br>R77572 |    |    |
| <b>(58)</b> | SR LADDER 4  | 4  | ETC Source 4 36° 750w                               | > Texture Side | R316, T:<br>R77572 |    |    |
| <b>(59)</b> | SR LADDER 4  | 5  | ETC Source 4 50° 750w                               | > Texture Side | R316, T:<br>R77572 |    |    |




# Channel Hookup

Wozzeck

| Channel     | Position     | U#   | Instrument Type & Accessory & Load   | Purpose         | Color & Gobo | Dm | Ad |
|-------------|--------------|------|--------------------------------------|-----------------|--------------|----|----|
| <b>(61)</b> | 1st Electric | 8    | ETC Source 4 36°+6.25in Top Hat 750w | > Scroller Side | ○ R119       |    |    |
|             | 1st Electric | 8.1  | Wybron Forerunner 4                  |                 | ▣ Scroll 1   |    |    |
| <b>(62)</b> | 1st Electric | 11   | ETC Source 4 36°+6.25in Top Hat 750w | > Scroller Side | ○ R119       |    |    |
|             | 1st Electric | 11.1 | Wybron Forerunner 4                  |                 | ▣ Scroll 1   |    |    |
| <b>(63)</b> | SR LADDER 1  | 2    | ETC Source 4 36°+6.25in Top Hat 750w | > Scroller Side | ○ R119       |    |    |
|             | SR LADDER 1  | 2.1  | Wybron Forerunner 4                  |                 | ▣ Scroll 1   |    |    |
| <b>(64)</b> | 3rd Electric | 3    | ETC Source 4 36°+6.25in Top Hat 750w | > Scroller Side | ○ R119       |    |    |
|             | 3rd Electric | 3.1  | Wybron Forerunner 4                  |                 | ▣ Scroll 1   |    |    |
| <b>(65)</b> | 3rd Electric | 4    | ETC Source 4 36°+6.25in Top Hat 750w | > Scroller Side | ○ R119       |    |    |
|             | 3rd Electric | 4.1  | Wybron Forerunner 4                  |                 | ▣ Scroll 1   |    |    |
| <b>(66)</b> | SR LADDER 2  | 1    | ETC Source 4 36°+6.25in Top Hat 750w | > Scroller Side | ○ R119       |    |    |
|             | SR LADDER 2  | 1.1  | Wybron Forerunner 4                  |                 | ▣ Scroll 1   |    |    |
| <b>(67)</b> | 5th Electric | 9    | ETC Source 4 36°+6.25in Top Hat 750w | > Scroller Side | ○ R119       |    |    |
|             | 5th Electric | 9.1  | Wybron Forerunner 4                  |                 | ▣ Scroll 1   |    |    |

### SCROLLS:

- 11-019: L-201, G-841, R-83, R-355, R-58, R-47, R-27, G-104, R-31, R-318, R-321, R-09, R-73, R-77, R-91





# Channel Hookup

## Wozzeck


| Channel     | Position     | U#   | Instrument Type & Accessory & Load   | Purpose         | Color & Gobo | Dm | Ad |
|-------------|--------------|------|--------------------------------------|-----------------|--------------|----|----|
| <b>(68)</b> | 5th Electric | 13   | ETC Source 4 36°+6.25in Top Hat 750w | > Scroller Side | ○ R119       |    |    |
|             | 5th Electric | 13.1 | Wybron Forerunner 4                  |                 | ▣ Scroll 1   |    |    |
| <b>(69)</b> | SR LADDER 4  | 2    | ETC Source 4 36°+6.25in Top Hat 750w | > Scroller Side | ○ R119       |    |    |
|             | SR LADDER 4  | 2.1  | Wybron Forerunner 4                  |                 | ▣ Scroll 1   |    |    |
| <b>(71)</b> | SL LADDER 1  | 2    | ETC Source 4 36°+6.25in Top Hat 750w | < Scroller Side | ○ R119       |    |    |
|             | SL LADDER 1  | 2.1  | Wybron Forerunner 4"                 |                 | ▣ Scroll 2   |    |    |
| <b>(72)</b> | 1st Electric | 2    | ETC Source 4 36°+6.25in Top Hat 750w | < Scroller Side | ○ R119       |    |    |
|             | 1st Electric | 2.1  | Wybron Forerunner 4"                 |                 | ▣ Scroll 2   |    |    |
| <b>(73)</b> | 1st Electric | 5    | ETC Source 4 36°+6.25in Top Hat 750w | < Scroller Side | ○ R119       |    |    |
|             | 1st Electric | 5.1  | Wybron Forerunner 4"                 |                 | ▣ Scroll 2   |    |    |
| <b>(74)</b> | SL LADDER 2  | 1    | ETC Source 4 36°+6.25in Top Hat 750w | < Scroller Side | ○ R119       |    |    |
|             | SL LADDER 2  | 1.1  | Wybron Forerunner 4"                 |                 | ▣ Scroll 2   |    |    |

### SCROLLS:

- 11-019: L-201, G-841, R-83, R-355, R-58, R-47, R-27, G-104, R-31, R-318, R-321, R-09, R-73, R-77, R-91



- 11-022: R-304, G-323, R-24, R-27, L-201, R-332, G-152, R-333, R-48, L-709, L-180, L-715, L-353, L-115, L-323






# Channel Hookup

## Wozzeck

| Channel     | Position     | U#  | Instrument Type & Accessory & Load   | Purpose         | Color & Gobo      | Dm | Ad |
|-------------|--------------|-----|--------------------------------------|-----------------|-------------------|----|----|
| <b>(75)</b> | 3rd Electric | 1   | ETC Source 4 36°+6.25in Top Hat 750w | < Scroller Side | ○ R119            |    |    |
|             | 3rd Electric | 1.1 | Wybron Forerunner 4"                 |                 | ▣ Scroll 2        |    |    |
| <b>(76)</b> | 3rd Electric | 2   | ETC Source 4 36°+6.25in Top Hat 750w | < Scroller Side | ○ R119            |    |    |
|             | 3rd Electric | 2.1 | Wybron Forerunner 4"                 |                 | ▣ Scroll 2        |    |    |
| <b>(77)</b> | SL LADDER 4  | 2   | ETC Source 4 36°+6.25in Top Hat 750w | < Scroller Side | ○ R119            |    |    |
|             | SL LADDER 4  | 2.1 | Wybron Forerunner 4"                 |                 | ▣ Scroll 2        |    |    |
| <b>(78)</b> | 5th Electric | 2   | ETC Source 4 36°+6.25in Top Hat 750w | < Scroller Side | ○ R119            |    |    |
|             | 5th Electric | 2.1 | Wybron Forerunner 4"                 |                 | ▣ Scroll 2        |    |    |
| <b>(79)</b> | 5th Electric | 6   | ETC Source 4 36°+6.25in Top Hat 750w | < Scroller Side | ○ R119            |    |    |
|             | 5th Electric | 6.1 | Wybron Forerunner 4"                 |                 | ▣ Scroll 2        |    |    |
| <b>(81)</b> | SL LADDER 1  | 5   | ETC Source 4 50° 750w                | < Texture Side  | ● R368, T: R78485 |    |    |
| <b>(82)</b> | SL LADDER 1  | 4   | ETC Source 4 36° 750w                | < Texture Side  | ● R368, T: R78485 |    |    |
| <b>(83)</b> | SL LADDER 1  | 3   | ETC Source 4 26° 750w                | < Texture Side  | ● R368, T: R78485 |    |    |

### SCROLLS:

- 11-022: R-304, G-323, R-24, R-27, L-201, R-332, G-152, R-333, R-48, L-709, L-180, L-715, L-353, L-115, L-323





# Channel Hookup

Wozzeck

| Channel     | Position    | U# | Instrument Type & Accessory & Load | Purpose        | Color & Gobo    | Dm | Ad |
|-------------|-------------|----|------------------------------------|----------------|-----------------|----|----|
| <b>(84)</b> | SL LADDER 3 | 4  | ETC Source 4 50° 750w              | < Texture Side | R368, T: R78485 |    |    |
| <b>(85)</b> | SL LADDER 3 | 3  | ETC Source 4 36° 750w              | < Texture Side | R368, T: R78485 |    |    |
| <b>(86)</b> | SL LADDER 3 | 2  | ETC Source 4 26° 750w              | < Texture Side | R368, T: R78485 |    |    |
| <b>(87)</b> | SL LADDER 4 | 5  | ETC Source 4 50° 750w              | < Texture Side | R368, T: R78485 |    |    |
| <b>(88)</b> | SL LADDER 4 | 4  | ETC Source 4 36° 750w              | < Texture Side | R368, T: R78485 |    |    |
| <b>(89)</b> | SL LADDER 4 | 1  | ETC Source 4 26° 750w              | < Texture Side | R368, T: R78485 |    |    |
| <b>(91)</b> | SL BOOM 1   | 3  | ETC Source 4 26°+12" Sidearm 750w  | < Blue Side    | R80 + R119      |    |    |
| <b>(92)</b> | SR BOOM 1   | 2  | ETC Source 4 26°+12" Sidearm 750w  | > Blue Side    | R80 + R119      |    |    |
| <b>(93)</b> | SL BOOM 2   | 3  | ETC Source 4 26°+12" Sidearm 750w  | < Blue Side    | R80 + R119      |    |    |
| <b>(94)</b> | SR BOOM 2   | 2  | ETC Source 4 26°+12" Sidearm 750w  | > Blue Side    | R80 + R119      |    |    |
| <b>(95)</b> | SL BOOM 3   | 3  | ETC Source 4 26°+12" Sidearm 750w  | < Blue Side    | R80 + R119      |    |    |
| <b>(96)</b> | SR BOOM 3   | 2  | ETC Source 4 26°+12" Sidearm 750w  | > Blue Side    | R80 + R119      |    |    |
| <b>(97)</b> | SL BOOM 4   | 3  | ETC Source 4 26°+12" Sidearm 750w  | < Blue Side    | R80 + R119      |    |    |



# Channel Hookup

Wozzeck

| Channel      | Position     | U# | Instrument Type & Accessory & Load       | Purpose       | Color & Gobo  | Dm | Ad |
|--------------|--------------|----|--|---------------|---|----|----|
| <b>(98)</b>  | SR BOOM 4    | 2  | ETC Source 4 26°+12" Sidearm 750w        | > Blue Side   | <input checked="" type="radio"/> R80 + <input type="radio"/> R119 |    |    |
| <b>(101)</b> | 1st Electric | 6  | ETC Source 4 LED 26° 117w                | > LED Hi Side | <input type="radio"/> R119  |    |    |
| <b>(102)</b> | 1st Electric | 9  | ETC Source 4 LED 26° 117w                | > LED Hi Side | <input type="radio"/> R119  |    |    |
| <b>(103)</b> | 1st Electric | 10 | ETC Source 4 LED 26° 117w                | > LED Hi Side | <input type="radio"/> R119  |    |    |
| <b>(104)</b> | 1st Electric | 12 | ETC Source 4 LED 26° 117w                | > LED Hi Side | <input type="radio"/> R119  |    |    |
| <b>(105)</b> | SR LADDER 1  | 1  | ETC Source 4 LED 26°+6.25in Top Hat 117w | > LED Hi Side | <input type="radio"/> R119  |    |    |
| <b>(106)</b> | 4th Electric | 8  | ETC Source 4 LED 26° 117w                | > LED Hi Side | <input type="radio"/> R119  |    |    |
| <b>(107)</b> | 4th Electric | 12 | ETC Source 4 LED 26° 117w                | > LED Hi Side | <input type="radio"/> R119  |    |    |
| <b>(108)</b> | 4th Electric | 15 | ETC Source 4 LED 26° 117w                | > LED Hi Side | <input type="radio"/> R119  |    |    |
| <b>(109)</b> | 4th Electric | 18 | ETC Source 4 LED 26° 117w                | > LED Hi Side | <input type="radio"/> R119  |    |    |
| <b>(110)</b> | SR LADDER 3  | 1  | ETC Source 4 LED 26°+6.25in Top Hat 117w | > LED Hi Side | <input type="radio"/> R119  |    |    |
| <b>(111)</b> | 5th Electric | 5  | ETC Source 4 LED 19° 117w                | > LED Hi Side | <input type="radio"/> R119  |    |    |
| <b>(112)</b> | 5th Electric | 8  | ETC Source 4 LED 19° 117w                | > LED Hi Side | <input type="radio"/> R119  |    |    |
| <b>(113)</b> | 5th Electric | 11 | ETC Source 4 LED 19° 117w                | > LED Hi Side | <input type="radio"/> R119  |    |    |
| <b>(114)</b> | 5th Electric | 12 | ETC Source 4 LED 19° 117w                | > LED Hi Side | <input type="radio"/> R119  |    |    |
| <b>(115)</b> | 5th Electric | 14 | ETC Source 4 LED 19° 117w                | > LED Hi Side | <input type="radio"/> R119  |    |    |





# Channel Hookup

Wozzeck

| Channel      | Position     | U# | Instrument Type & Accessory & Load       | Purpose       | Color & Gobo  | Dm | Ad |
|--------------|--------------|----|--|---------------|---|----|----|
| <b>(116)</b> | SR LADDER 4  | 3  | ETC Source 4 LED 19° 117w                | > LED Hi Side | <input type="radio"/> R119  |    |    |
| <b>(121)</b> | 6th Electric | 8  | ETC Source 4 LED 26° 117w                | > LED Hi Side | <input type="radio"/> R119  |    |    |
| <b>(122)</b> | 6th Electric | 11 | ETC Source 4 LED 26° 117w                | > LED Hi Side | <input type="radio"/> R119  |    |    |
| <b>(123)</b> | 6th Electric | 15 | ETC Source 4 LED 26° 117w                | > LED Hi Side | <input type="radio"/> R119  |    |    |
| <b>(124)</b> | 6th Electric | 19 | ETC Source 4 LED 26° 117w                | > LED Hi Side | <input type="radio"/> R119  |    |    |
| <b>(125)</b> | 6th Electric | 21 | ETC Source 4 LED 26° 117w                | > LED Hi Side | <input type="radio"/> R119  |    |    |
| <b>(126)</b> | SR LADDER 5  | 1  | ETC Source 4 LED 26°+6.25in Top Hat 117w | > LED Hi Side | <input type="radio"/> R119  |    |    |
| <b>(131)</b> | SL BOOM 1    | 2  | ETC Source 4 26°+12" Sidearm 750w        | < Red Side    | <input checked="" type="radio"/> R27 + <input type="radio"/> R119 |    |    |
| <b>(132)</b> | SR BOOM 1    | 3  | ETC Source 4 26°+12" Sidearm 750w        | > Red Side    | <input checked="" type="radio"/> R27 + <input type="radio"/> R119 |    |    |
| <b>(133)</b> | SL BOOM 2    | 2  | ETC Source 4 26°+12" Sidearm 750w        | < Red Side    | <input checked="" type="radio"/> R27 + <input type="radio"/> R119 |    |    |
| <b>(134)</b> | SR BOOM 2    | 3  | ETC Source 4 26°+12" Sidearm 750w        | > Red Side    | <input checked="" type="radio"/> R27 + <input type="radio"/> R119 |    |    |
| <b>(135)</b> | SL BOOM 3    | 2  | ETC Source 4 26°+12" Sidearm 750w        | < Red Side    | <input checked="" type="radio"/> R27 + <input type="radio"/> R119 |    |    |
| <b>(136)</b> | SR BOOM 3    | 3  | ETC Source 4 26°+12" Sidearm 750w        | > Red Side    | <input checked="" type="radio"/> R27 + <input type="radio"/> R119 |    |    |
| <b>(137)</b> | SL BOOM 4    | 2  | ETC Source 4 26°+12" Sidearm 750w        | < Red Side    | <input checked="" type="radio"/> R27 + <input type="radio"/> R119 |    |    |
| <b>(138)</b> | SR BOOM 4    | 3  | ETC Source 4 26°+12" Sidearm 750w        | > Red Side    | <input checked="" type="radio"/> R27 + <input type="radio"/> R119 |    |    |
| <b>(151)</b> | 4th Electric | 2  | ETC Source 4 LED 26° 117w                | Backlight     | <input type="radio"/> R119  |    |    |



# Channel Hookup

Wozzeck

| Channel      | Position     | U# | Instrument Type & Accessory & Load       | Purpose       | Color & Gobo               | Dm | Ad |
|--------------|--------------|----|--|---------------|----------------------------|----|----|
| <b>(152)</b> | 4th Electric | 5  | ETC Source 4 LED 26° 117w                | Backlight     | <input type="radio"/> R119 |    |    |
| <b>(153)</b> | 4th Electric | 9  | ETC Source 4 LED 26° 117w                | Backlight     | <input type="radio"/> R119 |    |    |
| <b>(154)</b> | 4th Electric | 14 | ETC Source 4 LED 26° 117w                | Backlight     | <input type="radio"/> R119 |    |    |
| <b>(155)</b> | 4th Electric | 17 | ETC Source 4 LED 26° 117w                | Backlight     | <input type="radio"/> R119 |    |    |
| <b>(156)</b> | 6th Electric | 4  | ETC Source 4 LED 26° 117w                | Backlight     | <input type="radio"/> R119 |    |    |
| <b>(157)</b> | 6th Electric | 6  | ETC Source 4 LED 26° 117w                | Backlight     | <input type="radio"/> R119 |    |    |
| <b>(158)</b> | 6th Electric | 12 | ETC Source 4 LED 26° 117w                | Backlight     | <input type="radio"/> R119 |    |    |
| <b>(159)</b> | 6th Electric | 17 | ETC Source 4 LED 26° 117w                | Backlight     | <input type="radio"/> R119 |    |    |
| <b>(160)</b> | 6th Electric | 18 | ETC Source 4 LED 26° 117w                | Backlight     | <input type="radio"/> R119 |    |    |
| <b>(201)</b> | SL LADDER 1  | 1  | ETC Source 4 LED 26°+6.25in Top Hat 117w | < LED Hi Side | <input type="radio"/> R119 |    |    |
| <b>(202)</b> | 1st Electric | 1  | ETC Source 4 LED 26° 117w                | < LED Hi Side | <input type="radio"/> R119 |    |    |
| <b>(203)</b> | 1st Electric | 3  | ETC Source 4 LED 26° 117w                | < LED Hi Side | <input type="radio"/> R119 |    |    |
| <b>(204)</b> | 1st Electric | 4  | ETC Source 4 LED 26° 117w                | < LED Hi Side | <input type="radio"/> R119 |    |    |
| <b>(205)</b> | 1st Electric | 7  | ETC Source 4 LED 26° 117w                | < LED Hi Side | <input type="radio"/> R119 |    |    |
| <b>(206)</b> | SL LADDER 3  | 1  | ETC Source 4 LED 26°+6.25in Top Hat 117w | < LED Hi Side | <input type="radio"/> R119 |    |    |
| <b>(207)</b> | 4th Electric | 1  | ETC Source 4 LED 26° 117w                | < LED Hi Side | <input type="radio"/> R119 |    |    |



# Channel Hookup

Wozzeck

| Channel      | Position     | U# | Instrument Type & Accessory & Load       | Purpose         | Color & Gobo  | Dm | Ad |
|--------------|--------------|----|--|-----------------|---|----|----|
| <b>(208)</b> | 4th Electric | 4  | ETC Source 4 LED 26° 117w                | < LED Hi Side   | <input type="radio"/> R119  |    |    |
| <b>(209)</b> | 4th Electric | 7  | ETC Source 4 LED 26° 117w                | < LED Hi Side   | <input type="radio"/> R119  |    |    |
| <b>(210)</b> | 4th Electric | 11 | ETC Source 4 LED 26° 117w                | < LED Hi Side   | <input type="radio"/> R119  |    |    |
| <b>(211)</b> | SL LADDER 4  | 3  | ETC Source 4 LED 19° 117w                | < LED Hi Side   | <input type="radio"/> R119  |    |    |
| <b>(212)</b> | 5th Electric | 1  | ETC Source 4 LED 19° 117w                | < LED Hi Side   | <input type="radio"/> R119  |    |    |
| <b>(213)</b> | 5th Electric | 3  | ETC Source 4 LED 19° 117w                | < LED Hi Side   | <input type="radio"/> R119  |    |    |
| <b>(214)</b> | 5th Electric | 4  | ETC Source 4 LED 19° 117w                | < LED Hi Side   | <input type="radio"/> R119  |    |    |
| <b>(215)</b> | 5th Electric | 7  | ETC Source 4 LED 19° 117w                | < LED Hi Side   | <input type="radio"/> R119  |    |    |
| <b>(216)</b> | 5th Electric | 10 | ETC Source 4 LED 19° 117w                | < LED Hi Side   | <input type="radio"/> R119  |    |    |
| <b>(221)</b> | SL LADDER 5  | 1  | ETC Source 4 LED 26°+6.25in Top Hat 117w | < LED Hi Side   | <input type="radio"/> R119  |    |    |
| <b>(222)</b> | 6th Electric | 1  | ETC Source 4 LED 26° 117w                | < LED Hi Side   | <input type="radio"/> R119  |    |    |
| <b>(223)</b> | 6th Electric | 3  | ETC Source 4 LED 26° 117w                | < LED Hi Side   | <input type="radio"/> R119  |    |    |
| <b>(224)</b> | 6th Electric | 7  | ETC Source 4 LED 26° 117w                | < LED Hi Side   | <input type="radio"/> R119  |    |    |
| <b>(225)</b> | 6th Electric | 10 | ETC Source 4 LED 26° 117w                | < LED Hi Side   | <input type="radio"/> R119  |    |    |
| <b>(226)</b> | 6th Electric | 14 | ETC Source 4 LED 26° 117w                | < LED Hi Side   | <input type="radio"/> R119  |    |    |
| <b>(301)</b> | 7th Electric | 3  | ETC Source 4 50° 750w                    | Red Party Barge | <input checked="" type="radio"/> R27 + <input type="radio"/> R119 |    |    |



# Channel Hookup

## Wozzeck

| Channel      | Position     | U# | Instrument Type & Accessory & Load | Purpose           | Color & Gobo                                | Dm | Ad |
|--------------|--------------|----|------------------------------------|-------------------|---|----|----|
| <b>(302)</b> | 7th Electric | 12 | ETC Source 4 50° 750w              | Red Party Barge   | <input checked="" type="radio"/> R27 + R119 |    |    |
| <b>(311)</b> | 7th Electric | 2  | ETC Source 4 50° 750w              | Green Party Barge | <input checked="" type="radio"/> R90+ R119  |    |    |
| <b>(312)</b> | 7th Electric | 13 | ETC Source 4 50° 750w              | Green Party Barge | <input checked="" type="radio"/> R90 + R119 |    |    |
| <b>(321)</b> | 7th Electric | 1  | ETC Source 4 50° 750w              | Blue Party Barge  | <input checked="" type="radio"/> R80 + R119 |    |    |
| <b>(322)</b> | 7th Electric | 14 | ETC Source 4 50° 750w              | Green Party Barge | <input checked="" type="radio"/> R80 + R119 |    |    |
| <b>(601)</b> | 7th Electric | 4  | ChromaQ Studio Force II 48 550w    | Cyc               | <input type="radio"/> N/C                   |    |    |
| <b>(602)</b> | 7th Electric | 5  | ChromaQ Studio Force II 48 550w    | Cyc               | <input type="radio"/> N/C                   |    |    |
| <b>(603)</b> | 7th Electric | 6  | ChromaQ Studio Force II 48 550w    | Cyc               | <input type="radio"/> N/C                   |    |    |
| <b>(604)</b> | 7th Electric | 7  | ChromaQ Studio Force II 48 550w    | Cyc               | <input type="radio"/> N/C                   |    |    |
| <b>(605)</b> | 7th Electric | 8  | ChromaQ Studio Force II 48 550w    | Cyc               | <input type="radio"/> N/C                   |    |    |
| <b>(606)</b> | 7th Electric | 9  | ChromaQ Studio Force II 48 550w    | Cyc               | <input type="radio"/> N/C                   |    |    |
| <b>(607)</b> | 7th Electric | 10 | ChromaQ Studio Force II 48 550w    | Cyc               | <input type="radio"/> N/C                   |    |    |
| <b>(608)</b> | 7th Electric | 11 | ChromaQ Studio Force II 48 550w    | Cyc               | <input type="radio"/> N/C                   |    |    |



Lighting Designer - Jessica Winward  
 Carnegie Mellon University  
 Philip Chosky Theatre

# Instrument Schedule


## Wozzeck

### 1st Electric

| U#  | Purpose         | Instrument Type & Accessory     | Load | Color & Gobo               | Channel | Dim | Address |
|-----|-----------------|---------------------------------|------|----------------------------|---------|-----|---------|
| 1   | < LED Hi Side   | ETC Source 4 LED 26°            | 117w | <input type="radio"/> R119 | (202)   |     |         |
| 2   | < Scroller Side | ETC Source 4 36°+6.25in Top Hat | 750w | <input type="radio"/> R119 | (72)    |     |         |
| 2.1 |                 | Wybron Forerunner 4"            |      | Scroll 2                   | (72)    |     |         |
| 3   | < LED Hi Side   | ETC Source 4 LED 26°            | 117w | <input type="radio"/> R119 | (203)   |     |         |
| 4   | < LED Hi Side   | ETC Source 4 LED 26°            | 117w | <input type="radio"/> R119 | (204)   |     |         |
| 5   | < Scroller Side | ETC Source 4 36°+6.25in Top Hat | 750w | <input type="radio"/> R119 | (73)    |     |         |
| 5.1 |                 | Wybron Forerunner 4"            |      | Scroll 2                   | (73)    |     |         |
| 6   | > LED Hi Side   | ETC Source 4 LED 26°            | 117w | <input type="radio"/> R119 | (101)   |     |         |
| 7   | < LED Hi Side   | ETC Source 4 LED 26°            | 117w | <input type="radio"/> R119 | (205)   |     |         |

### SCROLLS:

- 11-022: R-304, G-323, R-24, R-27, L-201, R-332, G-152, R-333, R-48, L-709, L-180, L-715, L-353, L-115, L-323





# Instrument Schedule


## Wozzeck

### 1st Electric

| U#   | Purpose         | Instrument Type & Accessory     | Load | Color & Gobo                              | Channel | Dim | Address |
|------|-----------------|---------------------------------|------|---|---------|-----|---------|
| 8    | > Scroller Side | ETC Source 4 36°+6.25in Top Hat | 750w | <input type="radio"/> R119                | (61)    |     |         |
| 8.1  |                 | Wybron Forerunner 4             |      | <input checked="" type="radio"/> Scroll 1 | (61)    |     |         |
| 9    | > LED Hi Side   | ETC Source 4 LED 26°            | 117w | <input type="radio"/> R119                | (102)   |     |         |
| 10   | > LED Hi Side   | ETC Source 4 LED 26°            | 117w | <input type="radio"/> R119                | (103)   |     |         |
| 11   | > Scroller Side | ETC Source 4 36°+6.25in Top Hat | 750w | <input type="radio"/> R119                | (62)    |     |         |
| 11.1 |                 | Wybron Forerunner 4             |      | <input checked="" type="radio"/> Scroll 1 | (62)    |     |         |
| 12   | > LED Hi Side   | ETC Source 4 LED 26°            | 117w | <input type="radio"/> R119                | (104)   |     |         |

### SCROLLS:

- 11-019: L-201, G-841, R-83, R-355, R-58, R-47, R-27, G-104, R-31, R-318, R-321, R-09, R-73, R-77, R-91





# Instrument Schedule

## Wozzeck

### 2nd Electric

| U# | Purpose  | Instrument Type & Accessory                    | Load | Color & Gobo | Channel | Dim | Address |
|----|----------|--|------|--------------|---------|-----|---------|
| 1  | Toplight | ETC Source 4 PAR WFL+7.5in 4 Leaf<br>Barn Door | 575w | R2007        | (31)    |     |         |
| 2  | Toplight | ETC Source 4 PAR WFL+7.5in 4 Leaf<br>Barn Door | 575w | R2007        | (32)    |     |         |
| 3  | Toplight | ETC Source 4 PAR WFL+7.5in 4 Leaf<br>Barn Door | 575w | R2007        | (33)    |     |         |
| 4  | Toplight | ETC Source 4 PAR WFL+7.5in 4 Leaf<br>Barn Door | 575w | R2007        | (34)    |     |         |
| 5  | Toplight | ETC Source 4 PAR WFL+7.5in 4 Leaf<br>Barn Door | 575w | R2007        | (35)    |     |         |



# Instrument Schedule

## Wozzeck

### 3rd Electric

| U#  | Purpose         | Instrument Type & Accessory     | Load | Color & Gobo                              | Channel | Dim | Address |
|-----|-----------------|---------------------------------|------|---|---------|-----|---------|
| 1   | < Scroller Side | ETC Source 4 36°+6.25in Top Hat | 750w | <input type="radio"/> R119                | (75)    |     |         |
| 1.1 |                 | Wybron Forerunner 4"            |      | <input checked="" type="radio"/> Scroll 2 | (75)    |     |         |
| 2   | < Scroller Side | ETC Source 4 36°+6.25in Top Hat | 750w | <input type="radio"/> R119                | (76)    |     |         |
| 2.1 |                 | Wybron Forerunner 4"            |      | <input checked="" type="radio"/> Scroll 2 | (76)    |     |         |
| 3   | > Scroller Side | ETC Source 4 36°+6.25in Top Hat | 750w | <input type="radio"/> R119                | (64)    |     |         |
| 3.1 |                 | Wybron Forerunner 4             |      | <input checked="" type="radio"/> Scroll 1 | (64)    |     |         |
| 4   | > Scroller Side | ETC Source 4 36°+6.25in Top Hat | 750w | <input type="radio"/> R119                | (65)    |     |         |
| 4.1 |                 | Wybron Forerunner 4             |      | <input checked="" type="radio"/> Scroll 1 | (65)    |     |         |

### SCROLLS:

- 11-019: L-201, G-841, R-83, R-355, R-58, R-47, R-27, G-104, R-31, R-318, R-321, R-09, R-73, R-77, R-91



- 11-022: R-304, G-323, R-24, R-27, L-201, R-332, G-152, R-333, R-48, L-709, L-180, L-715, L-353, L-115, L-323







# Instrument Schedule

## Wozzeck

### 4th Electric

| U# | Purpose       | Instrument Type & Accessory                 | Load | Color & Gobo                           | Channel | Dim | Address |
|----|---------------|---|------|--|---------|-----|---------|
| 1  | < LED Hi Side | ETC Source 4 LED 26°                        | 117w | <input type="radio"/> R119             | (207)   |     |         |
| 2  | Backlight     | ETC Source 4 LED 26°                        | 117w | <input type="radio"/> R119             | (151)   |     |         |
| 3  | Toplight      | ETC Source 4 PAR WFL+7.5in 4 Leaf Barn Door | 575w | <input checked="" type="radio"/> R2007 | (36)    |     |         |
| 4  | < LED Hi Side | ETC Source 4 LED 26°                        | 117w | <input type="radio"/> R119             | (208)   |     |         |
| 5  | Backlight     | ETC Source 4 LED 26°                        | 117w | <input type="radio"/> R119             | (152)   |     |         |
| 6  | Toplight      | ETC Source 4 PAR WFL+7.5in 4 Leaf Barn Door | 575w | <input checked="" type="radio"/> R2007 | (37)    |     |         |
| 7  | < LED Hi Side | ETC Source 4 LED 26°                        | 117w | <input type="radio"/> R119             | (209)   |     |         |
| 8  | > LED Hi Side | ETC Source 4 LED 26°                        | 117w | <input type="radio"/> R119             | (106)   |     |         |
| 9  | Backlight     | ETC Source 4 LED 26°                        | 117w | <input type="radio"/> R119             | (153)   |     |         |
| 10 | Toplight      | ETC Source 4 PAR WFL+7.5in 4 Leaf Barn Door | 575w | <input checked="" type="radio"/> R2007 | (38)    |     |         |
| 11 | < LED Hi Side | ETC Source 4 LED 26°                        | 117w | <input type="radio"/> R119             | (210)   |     |         |
| 12 | > LED Hi Side | ETC Source 4 LED 26°                        | 117w | <input type="radio"/> R119             | (107)   |     |         |
| 13 | Toplight      | ETC Source 4 PAR WFL+7.5in 4 Leaf Barn Door | 575w | <input checked="" type="radio"/> R2007 | (39)    |     |         |



# Instrument Schedule

## Wozzeck

### 4th Electric

| U# | Purpose       | Instrument Type & Accessory                 | Load | Color & Gobo                           | Channel | Dim | Address |
|----|---------------|---|------|--|---------|-----|---------|
| 14 | Backlight     | ETC Source 4 LED 26°                        | 117w | <input type="radio"/> R119             | (154)   |     |         |
| 15 | > LED Hi Side | ETC Source 4 LED 26°                        | 117w | <input type="radio"/> R119             | (108)   |     |         |
| 16 | Toplight      | ETC Source 4 PAR WFL+7.5in 4 Leaf Barn Door | 575w | <input checked="" type="radio"/> R2007 | (40)    |     |         |
| 17 | Backlight     | ETC Source 4 LED 26°                        | 117w | <input type="radio"/> R119             | (155)   |     |         |
| 18 | > LED Hi Side | ETC Source 4 LED 26°                        | 117w | <input type="radio"/> R119             | (109)   |     |         |



# Instrument Schedule


## Wozzeck

### 5th Electric

| U#  | Purpose         | Instrument Type & Accessory     | Load | Color & Gobo               | Channel | Dim | Address |
|-----|-----------------|---------------------------------|------|----------------------------|---------|-----|---------|
| 1   | < LED Hi Side   | ETC Source 4 LED 19°            | 117w | <input type="radio"/> R119 | (212)   |     |         |
| 2   | < Scroller Side | ETC Source 4 36°+6.25in Top Hat | 750w | <input type="radio"/> R119 | (78)    |     |         |
| 2.1 |                 | Wybron Forerunner 4"            |      | Scroll 2                   | (78)    |     |         |
| 3   | < LED Hi Side   | ETC Source 4 LED 19°            | 117w | <input type="radio"/> R119 | (213)   |     |         |
| 4   | < LED Hi Side   | ETC Source 4 LED 19°            | 117w | <input type="radio"/> R119 | (214)   |     |         |
| 5   | > LED Hi Side   | ETC Source 4 LED 19°            | 117w | <input type="radio"/> R119 | (111)   |     |         |
| 6   | < Scroller Side | ETC Source 4 36°+6.25in Top Hat | 750w | <input type="radio"/> R119 | (79)    |     |         |
| 6.1 |                 | Wybron Forerunner 4"            |      | Scroll 2                   | (79)    |     |         |
| 7   | < LED Hi Side   | ETC Source 4 LED 19°            | 117w | <input type="radio"/> R119 | (215)   |     |         |
| 8   | > LED Hi Side   | ETC Source 4 LED 19°            | 117w | <input type="radio"/> R119 | (112)   |     |         |

### SCROLLS:

- 11-022: R-304, G-323, R-24, R-27, L-201, R-332, G-152, R-333, R-48, L-709, L-180, L-715, L-353, L-115, L-323





# Instrument Schedule


## Wozzeck

### 5th Electric

| U#   | Purpose         | Instrument Type & Accessory     | Load | Color & Gobo               | Channel | Dim | Address |
|------|-----------------|---------------------------------|------|----------------------------|---------|-----|---------|
| 9    | > Scroller Side | ETC Source 4 36°+6.25in Top Hat | 750w | <input type="radio"/> R119 | (67)    |     |         |
| 9.1  |                 | Wybron Forerunner 4             |      | Scroll 1                   | (67)    |     |         |
| 10   | < LED Hi Side   | ETC Source 4 LED 19°            | 117w | <input type="radio"/> R119 | (216)   |     |         |
| 11   | > LED Hi Side   | ETC Source 4 LED 19°            | 117w | <input type="radio"/> R119 | (113)   |     |         |
| 12   | > LED Hi Side   | ETC Source 4 LED 19°            | 117w | <input type="radio"/> R119 | (114)   |     |         |
| 13   | > Scroller Side | ETC Source 4 36°+6.25in Top Hat | 750w | <input type="radio"/> R119 | (68)    |     |         |
| 13.1 |                 | Wybron Forerunner 4             |      | Scroll 1                   | (68)    |     |         |
| 14   | > LED Hi Side   | ETC Source 4 LED 19°            | 117w | <input type="radio"/> R119 | (115)   |     |         |

### SCROLLS:

- 11-019: L-201, G-841, R-83, R-355, R-58, R-47, R-27, G-104, R-31, R-318, R-321, R-09, R-73, R-77, R-91





# Instrument Schedule

## Wozzeck

### 6th Electric

| U# | Purpose       | Instrument Type & Accessory                    | Load | Color & Gobo                           | Channel | Dim | Address |
|----|---------------|--|------|--|---------|-----|---------|
| 1  | < LED Hi Side | ETC Source 4 LED 26°                           | 117w | <input type="radio"/> R119             | (222)   |     |         |
| 2  | Toplight      | ETC Source 4 PAR WFL+7.5in 4 Leaf<br>Barn Door | 575w | <input checked="" type="radio"/> R2007 | (41)    |     |         |
| 3  | < LED Hi Side | ETC Source 4 LED 26°                           | 117w | <input type="radio"/> R119             | (223)   |     |         |
| 4  | Backlight     | ETC Source 4 LED 26°                           | 117w | <input type="radio"/> R119             | (156)   |     |         |
| 5  | Toplight      | ETC Source 4 PAR WFL+7.5in 4 Leaf<br>Barn Door | 575w | <input checked="" type="radio"/> R2007 | (42)    |     |         |
| 6  | Backlight     | ETC Source 4 LED 26°                           | 117w | <input type="radio"/> R119             | (157)   |     |         |
| 7  | < LED Hi Side | ETC Source 4 LED 26°                           | 117w | <input type="radio"/> R119             | (224)   |     |         |
| 8  | > LED Hi Side | ETC Source 4 LED 26°                           | 117w | <input type="radio"/> R119             | (121)   |     |         |
| 9  | Toplight      | ETC Source 4 PAR WFL+7.5in 4 Leaf<br>Barn Door | 575w | <input checked="" type="radio"/> R2007 | (43)    |     |         |
| 10 | < LED Hi Side | ETC Source 4 LED 26°                           | 117w | <input type="radio"/> R119             | (225)   |     |         |
| 11 | > LED Hi Side | ETC Source 4 LED 26°                           | 117w | <input type="radio"/> R119             | (122)   |     |         |
| 12 | Backlight     | ETC Source 4 LED 26°                           | 117w | <input type="radio"/> R119             | (158)   |     |         |
| 13 | Toplight      | ETC Source 4 PAR WFL+7.5in 4 Leaf<br>Barn Door | 575w | <input checked="" type="radio"/> R2007 | (44)    |     |         |



# Instrument Schedule

## Wozzeck

### 6th Electric

| U# | Purpose       | Instrument Type & Accessory                    | Load | Color & Gobo                           | Channel | Dim | Address |
|----|---------------|--|------|--|---------|-----|---------|
| 14 | < LED Hi Side | ETC Source 4 LED 26°                           | 117w | <input type="radio"/> R119             | (226)   |     |         |
| 15 | > LED Hi Side | ETC Source 4 LED 26°                           | 117w | <input type="radio"/> R119             | (123)   |     |         |
| 16 | Toplight      | ETC Source 4 PAR WFL+7.5in 4 Leaf<br>Barn Door | 575w | <input checked="" type="radio"/> R2007 | (45)    |     |         |
| 17 | Backlight     | ETC Source 4 LED 26°                           | 117w | <input type="radio"/> R119             | (159)   |     |         |
| 18 | Backlight     | ETC Source 4 LED 26°                           | 117w | <input type="radio"/> R119             | (160)   |     |         |
| 19 | > LED Hi Side | ETC Source 4 LED 26°                           | 117w | <input type="radio"/> R119             | (124)   |     |         |
| 20 | Toplight      | ETC Source 4 PAR WFL+7.5in 4 Leaf<br>Barn Door | 575w | <input checked="" type="radio"/> R2007 | (46)    |     |         |
| 21 | > LED Hi Side | ETC Source 4 LED 26°                           | 117w | <input type="radio"/> R119             | (125)   |     |         |



# Instrument Schedule

## Wozzeck

### 7th Electric

| U# | Purpose           | Instrument Type & Accessory | Load | Color & Gobo                                | Channel | Dim | Address |
|----|-------------------|-----------------------------|------|---|---------|-----|---------|
| 1  | Blue Party Barge  | ETC Source 4 50°            | 750w | <input checked="" type="radio"/> R80 + R119 | (321)   |     |         |
| 2  | Green Party Barge | ETC Source 4 50°            | 750w | <input checked="" type="radio"/> R90+ R119  | (311)   |     |         |
| 3  | Red Party Barge   | ETC Source 4 50°            | 750w | <input checked="" type="radio"/> R27 + R119 | (301)   |     |         |
| 4  | Cyc               | ChromaQ Studio Force II 48  | 550w | <input type="radio"/> N/C                   | (601)   |     |         |
| 5  | Cyc               | ChromaQ Studio Force II 48  | 550w | <input type="radio"/> N/C                   | (602)   |     |         |
| 6  | Cyc               | ChromaQ Studio Force II 48  | 550w | <input type="radio"/> N/C                   | (603)   |     |         |
| 7  | Cyc               | ChromaQ Studio Force II 48  | 550w | <input type="radio"/> N/C                   | (604)   |     |         |
| 8  | Cyc               | ChromaQ Studio Force II 48  | 550w | <input type="radio"/> N/C                   | (605)   |     |         |
| 9  | Cyc               | ChromaQ Studio Force II 48  | 550w | <input type="radio"/> N/C                   | (606)   |     |         |
| 10 | Cyc               | ChromaQ Studio Force II 48  | 550w | <input type="radio"/> N/C                   | (607)   |     |         |
| 11 | Cyc               | ChromaQ Studio Force II 48  | 550w | <input type="radio"/> N/C                   | (608)   |     |         |
| 12 | Red Party Barge   | ETC Source 4 50°            | 750w | <input checked="" type="radio"/> R27 + R119 | (302)   |     |         |
| 13 | Green Party Barge | ETC Source 4 50°            | 750w | <input checked="" type="radio"/> R90 + R119 | (312)   |     |         |
| 14 | Green Party Barge | ETC Source 4 50°            | 750w | <input checked="" type="radio"/> R80 + R119 | (322)   |     |         |



# Instrument Schedule

## Wozzeck

### SL LADDER 1


| U#  | Purpose         | Instrument Type & Accessory         | Load | Color & Gobo                                     | Channel | Dim | Address |
|-----|-----------------|-------------------------------------|------|--|---------|-----|---------|
| 1   | < LED Hi Side   | ETC Source 4 LED 26°+6.25in Top Hat | 117w | <input type="radio"/> R119                       | (201)   |     |         |
| 2   | < Scroller Side | ETC Source 4 36°+6.25in Top Hat     | 750w | <input type="radio"/> R119                       | (71)    |     |         |
| 2.1 |                 | Wybron Forerunner 4"                |      | Scroll 2   | (71)    |     |         |
| 3   | < Texture Side  | ETC Source 4 26°                    | 750w | <input checked="" type="radio"/> R368, T: R78485 | (83)    |     |         |
| 4   | < Texture Side  | ETC Source 4 36°                    | 750w | <input checked="" type="radio"/> R368, T: R78485 | (82)    |     |         |
| 5   | < Texture Side  | ETC Source 4 50°                    | 750w | <input checked="" type="radio"/> R368, T: R78485 | (81)    |     |         |

### SL LADDER 2

| U#  | Purpose         | Instrument Type & Accessory     | Load | Color & Gobo               | Channel | Dim | Address |
|-----|-----------------|---------------------------------|------|----------------------------|---------|-----|---------|
| 1   | < Scroller Side | ETC Source 4 36°+6.25in Top Hat | 750w | <input type="radio"/> R119 | (74)    |     |         |
| 1.1 |                 | Wybron Forerunner 4"            |      | Scroll 2                   | (74)    |     |         |

### SCROLLS:

- 11-022: R-304, G-323, R-24, R-27, L-201, R-332, G-152, R-333, R-48, L-709, L-180, L-715, L-353, L-115, L-323







# Instrument Schedule

## Wozzeck

### SL LADDER 3

| U# | Purpose        | Instrument Type & Accessory         | Load | Color & Gobo                                     | Channel | Dim | Address |
|----|----------------|-------------------------------------|------|--|---------|-----|---------|
| 1  | < LED Hi Side  | ETC Source 4 LED 26°+6.25in Top Hat | 117w | <input type="radio"/> R119                       | (206)   |     |         |
| 2  | < Texture Side | ETC Source 4 26°                    | 750w | <input checked="" type="radio"/> R368, T: R78485 | (86)    |     |         |
| 3  | < Texture Side | ETC Source 4 36°                    | 750w | <input checked="" type="radio"/> R368, T: R78485 | (85)    |     |         |
| 4  | < Texture Side | ETC Source 4 50°                    | 750w | <input checked="" type="radio"/> R368, T: R78485 | (84)    |     |         |



# Instrument Schedule

## Wozzeck

### SL LADDER 4


| U#  | Purpose         | Instrument Type & Accessory     | Load | Color & Gobo    | Channel | Dim | Address |
|-----|-----------------|---------------------------------|------|-----------------|---------|-----|---------|
| 1   | < Texture Side  | ETC Source 4 26°                | 750w | R368, T: R78485 | (89)    |     |         |
| 2   | < Scroller Side | ETC Source 4 36°+6.25in Top Hat | 750w | R119            | (77)    |     |         |
| 2.1 |                 | Wybron Forerunner 4"            |      | Scroll 2        | (77)    |     |         |
| 3   | < LED Hi Side   | ETC Source 4 LED 19°            | 117w | R119            | (211)   |     |         |
| 4   | < Texture Side  | ETC Source 4 36°                | 750w | R368, T: R78485 | (88)    |     |         |
| 5   | < Texture Side  | ETC Source 4 50°                | 750w | R368, T: R78485 | (87)    |     |         |

### SL LADDER 5

| U# | Purpose       | Instrument Type & Accessory         | Load | Color & Gobo | Channel | Dim | Address |
|----|---------------|-------------------------------------|------|--------------|---------|-----|---------|
| 1  | < LED Hi Side | ETC Source 4 LED 26°+6.25in Top Hat | 117w | R119         | (221)   |     |         |

### SCROLLS:

- 11-022: R-304, G-323, R-24, R-27, L-201, R-332, G-152, R-333, R-48, L-709, L-180, L-715, L-353, L-115, L-323





# Instrument Schedule

## Wozzeck

### SR LADDER 1


| U#  | Purpose         | Instrument Type & Accessory         | Load | Color & Gobo               | Channel | Dim | Address |
|-----|-----------------|-------------------------------------|------|----------------------------|---------|-----|---------|
| 1   | > LED Hi Side   | ETC Source 4 LED 26°+6.25in Top Hat | 117w | <input type="radio"/> R119 | (105)   |     |         |
| 2   | > Scroller Side | ETC Source 4 36°+6.25in Top Hat     | 750w | <input type="radio"/> R119 | (63)    |     |         |
| 2.1 |                 | Wybron Forerunner 4                 |      |                            | (63)    |     |         |
| 3   | > Texture Side  | ETC Source 4 26°                    | 750w |                            | (51)    |     |         |
| 4   | > Texture Side  | ETC Source 4 36°                    | 750w |                            | (52)    |     |         |
| 5   | > Texture Side  | ETC Source 4 50°                    | 750w |                            | (53)    |     |         |

### SR LADDER 2

| U#  | Purpose         | Instrument Type & Accessory     | Load | Color & Gobo               | Channel | Dim | Address |
|-----|-----------------|---------------------------------|------|----------------------------|---------|-----|---------|
| 1   | > Scroller Side | ETC Source 4 36°+6.25in Top Hat | 750w | <input type="radio"/> R119 | (66)    |     |         |
| 1.1 |                 | Wybron Forerunner 4             |      |                            | (66)    |     |         |

### SCROLLS:

- 11-019: L-201, G-841, R-83, R-355, R-58, R-47, R-27, G-104, R-31, R-318, R-321, R-09, R-73, R-77, R-91





# Instrument Schedule

## Wozzeck

### SR LADDER 3

| U# | Purpose        | Instrument Type & Accessory         | Load | Color & Gobo                                     | Channel | Dim | Address |
|----|----------------|-------------------------------------|------|--|---------|-----|---------|
| 1  | > LED Hi Side  | ETC Source 4 LED 26°+6.25in Top Hat | 117w | <input type="radio"/> R119                       | (110)   |     |         |
| 2  | > Texture Side | ETC Source 4 26°                    | 750w | <input checked="" type="radio"/> R316, T: R77572 | (54)    |     |         |
| 3  | > Texture Side | ETC Source 4 36°                    | 750w | <input checked="" type="radio"/> R316, T: R77572 | (55)    |     |         |
| 4  | > Texture Side | ETC Source 4 50°                    | 750w | <input checked="" type="radio"/> R316, T: R77572 | (56)    |     |         |



# Instrument Schedule

## Wozzeck

### SR LADDER 4


| U#  | Purpose         | Instrument Type & Accessory     | Load | Color & Gobo    | Channel | Dim | Address |
|-----|-----------------|---------------------------------|------|-----------------|---------|-----|---------|
| 1   | > Texture Side  | ETC Source 4 26°                | 750w | R316, T: R77572 | (57)    |     |         |
| 2   | > Scroller Side | ETC Source 4 36°+6.25in Top Hat | 750w | R119            | (69)    |     |         |
| 2.1 |                 | Wybron Forerunner 4             |      | Scroll 1        | (69)    |     |         |
| 3   | > LED Hi Side   | ETC Source 4 LED 19°            | 117w | R119            | (116)   |     |         |
| 4   | > Texture Side  | ETC Source 4 36°                | 750w | R316, T: R77572 | (58)    |     |         |
| 5   | > Texture Side  | ETC Source 4 50°                | 750w | R316, T: R77572 | (59)    |     |         |

### SR LADDER 5

| U# | Purpose       | Instrument Type & Accessory         | Load | Color & Gobo | Channel | Dim | Address |
|----|---------------|-------------------------------------|------|--------------|---------|-----|---------|
| 1  | > LED Hi Side | ETC Source 4 LED 26°+6.25in Top Hat | 117w | R119         | (126)   |     |         |

### SCROLLS:

- 11-019: L-201, G-841, R-83, R-355, R-58, R-47, R-27, G-104, R-31, R-318, R-321, R-09, R-73, R-77, R-91





# Instrument Schedule

## Wozzeck

### SL BOOM 1

| U# | Purpose         | Instrument Type & Accessory  | Load | Color & Gobo | Channel | Dim | Address |
|----|-----------------|------------------------------|------|--------------|---------|-----|---------|
| 1  | < Warm Mid Side | ETC Source 4 26°+12" Sidearm | 750w | L747 + R119  | (1)     |     |         |
| 2  | < Red Side      | ETC Source 4 26°+12" Sidearm | 750w | R27 + R119   | (131)   |     |         |
| 3  | < Blue Side     | ETC Source 4 26°+12" Sidearm | 750w | R80 + R119   | (91)    |     |         |

### SL BOOM 2

| U# | Purpose         | Instrument Type & Accessory  | Load | Color & Gobo | Channel | Dim | Address |
|----|-----------------|------------------------------|------|--------------|---------|-----|---------|
| 1  | < Warm Mid Side | ETC Source 4 26°+12" Sidearm | 750w | L747 + R119  | (2)     |     |         |
| 2  | < Red Side      | ETC Source 4 26°+12" Sidearm | 750w | R27 + R119   | (133)   |     |         |
| 3  | < Blue Side     | ETC Source 4 26°+12" Sidearm | 750w | R80 + R119   | (93)    |     |         |

### SL BOOM 3

| U# | Purpose         | Instrument Type & Accessory  | Load | Color & Gobo | Channel | Dim | Address |
|----|-----------------|------------------------------|------|--------------|---------|-----|---------|
| 1  | < Warm Mid Side | ETC Source 4 26°+12" Sidearm | 750w | L747 + R119  | (3)     |     |         |
| 2  | < Red Side      | ETC Source 4 26°+12" Sidearm | 750w | R27 + R119   | (135)   |     |         |
| 3  | < Blue Side     | ETC Source 4 26°+12" Sidearm | 750w | R80 + R119   | (95)    |     |         |



# Instrument Schedule

## Wozzeck

### SL BOOM 4

| U# | Purpose         | Instrument Type & Accessory  | Load | Color & Gobo | Channel | Dim | Address |
|----|-----------------|------------------------------|------|--------------|---------|-----|---------|
| 1  | < Warm Mid Side | ETC Source 4 26°+12" Sidearm | 750w | L747 + R119  | (4)     |     |         |
| 2  | < Red Side      | ETC Source 4 26°+12" Sidearm | 750w | R27 + R119   | (137)   |     |         |
| 3  | < Blue Side     | ETC Source 4 26°+12" Sidearm | 750w | R80 + R119   | (97)    |     |         |

### SR BOOM 1

| U# | Purpose         | Instrument Type & Accessory  | Load | Color & Gobo | Channel | Dim | Address |
|----|-----------------|------------------------------|------|--------------|---------|-----|---------|
| 1  | > Cool Mid Side | ETC Source 4 26°+12" Sidearm | 750w | R3202 + R119 | (11)    |     |         |
| 2  | > Blue Side     | ETC Source 4 26°+12" Sidearm | 750w | R80 + R119   | (92)    |     |         |
| 3  | > Red Side      | ETC Source 4 26°+12" Sidearm | 750w | R27 + R119   | (132)   |     |         |

### SR BOOM 2

| U# | Purpose         | Instrument Type & Accessory  | Load | Color & Gobo | Channel | Dim | Address |
|----|-----------------|------------------------------|------|--------------|---------|-----|---------|
| 1  | > Cool Mid Side | ETC Source 4 26°+12" Sidearm | 750w | R3202 + R119 | (12)    |     |         |
| 2  | > Blue Side     | ETC Source 4 26°+12" Sidearm | 750w | R80 + R119   | (94)    |     |         |
| 3  | > Red Side      | ETC Source 4 26°+12" Sidearm | 750w | R27 + R119   | (134)   |     |         |



# Instrument Schedule

## Wozzeck

### SR BOOM 3

| U# | Purpose         | Instrument Type & Accessory  | Load | Color & Gobo | Channel | Dim | Address |
|----|-----------------|------------------------------|------|--------------|---------|-----|---------|
| 1  | > Cool Mid Side | ETC Source 4 26°+12" Sidearm | 750w | R3202 + R119 | (13)    |     |         |
| 2  | > Blue Side     | ETC Source 4 26°+12" Sidearm | 750w | R80 + R119   | (96)    |     |         |
| 3  | > Red Side      | ETC Source 4 26°+12" Sidearm | 750w | R27 + R119   | (136)   |     |         |

### SR BOOM 4

| U# | Purpose         | Instrument Type & Accessory  | Load | Color & Gobo | Channel | Dim | Address |
|----|-----------------|------------------------------|------|--------------|---------|-----|---------|
| 1  | > Cool Mid Side | ETC Source 4 26°+12" Sidearm | 750w | R3202 + R119 | (14)    |     |         |
| 2  | > Blue Side     | ETC Source 4 26°+12" Sidearm | 750w | R80 + R119   | (98)    |     |         |
| 3  | > Red Side      | ETC Source 4 26°+12" Sidearm | 750w | R27 + R119   | (138)   |     |         |





# Accessory Count

## Wozzeck

Lighting Designer - Jessica Winward  
Carnegie Mellon University  
Philip Chosky Theatre

### ACCESSORY COUNT

6.25in Top Hat

18 for ETC Source 4 36°

6 for ETC Source 4 LED 26°

-----  
24 Total

7.5in 4 Leaf Barn Door

16 for ETC Source 4 PAR WFL

-----  
16 Total

12" Sidearm

24 for ETC Source 4 26°

-----  
24 Total



# Wozzeck

Lighting Designer - Jessica Winward  
Carnegie Mellon University  
Philip Chosky Theatre

## COLOR COUNT

### Framed Color

#### LEE



L747 + R119

6.25" size, 6.25" X 6.25"      4 frames

-----  
Total:      4 frames

LEE Total: 4

#### ROSCO



R316

6.25" size, 6.25" X 6.25"      9 frames

-----  
Total:      9 frames



R27 + R119

6.25" size, 6.25" X 6.25"      10 frames

-----  
Total:      10 frames



R368

6.25" size, 6.25" X 6.25"      9 frames

-----  
Total:      9 frames



R80 + R119

6.25" size, 6.25" X 6.25"      10 frames

-----  
Total:      10 frames



R90 + R119

6.25" size, 6.25" X 6.25"      1 frame

-----  
Total:      1 frame



R90+ R119

6.25" size, 6.25" X 6.25"      1 frame



# Color Count

## Wozzeck

R90+ R119 (continued)

Total: 1 frame

 R119

6.25" size, 6.25" X 6.25" 72 frames

-----  
Total: 72 frames

 R2007

7.5" size, 7.5" X 7.5" 16 frames

-----  
Total: 16 frames


 R3202 + R119

6.25" size, 6.25" X 6.25" 4 frames

-----  
Total: 4 frames

**ROSCO Total: 132**

## SCROLLS

 Scroll 1

Wybron Forerunner 4 9 scrolls

-----  
Total: 9 scrolls

 Scroll 2

Wybron Forerunner 4" 9 scrolls

-----  
Total: 9 scrolls


**SCROLLS Total: 18**

### SCROLLS:

- 11-019: L-201, G-841, R-83, R-355, R-58, R-47, R-27, G-104, R-31, R-318, R-321, R-09, R-73, R-77, R-91



- 11-022: R-304, G-323, R-24, R-27, L-201, R-332, G-152, R-333, R-48, L-709, L-180, L-715, L-353, L-115, L-323





# Color Count

## Wozzeck

### Total Frames Needed

|                      |     |
|----------------------|-----|
| 6.25"                | 120 |
| 7.5"                 | 16  |
| Wybron Forerunner 4" | 9   |
| Wybron Forerunner 4  | 9   |

---



Wozzeck

**COLOR FRAMES**

| Instrument Type            | Frame Label | Size          | Per Ckt | Per Sheet |
|----------------------------|-------------|---------------|---------|-----------|
| ETC                        |             |               | 1       |           |
| ETC Source 4 26°           | 6.25"       | 6.25" X 6.25" | 1       | 9         |
| ETC Source 4 36°           | 6.25"       | 6.25" X 6.25" | 1       | 9         |
| ETC Source 4 50°           | 6.25"       | 6.25" X 6.25" | 1       | 9         |
| ETC Source 4 LED 19°       | 6.25"       | 6.25" X 6.25" | 1       | 9         |
| ETC Source 4 LED 26°       | 6.25"       | 6.25" X 6.25" | 1       | 9         |
| ETC Source 4 PAR WFL       | 7.5"        | 7.5" X 7.5"   | 1       | 6         |
| ChromaQ Studio Force II 48 |             |               | 1       |           |
| Wybron Forerunner 4"       |             |               | 1       |           |
| Wybron Forerunner 4        |             |               | 1       |           |



# Wozzeck

Lighting Designer - Jessica Winward  
Carnegie Mellon University  
Philip Chosky Theatre

## COLOR COUNT

### Color Cuts

#### LEE

 L747

6.25" size, 6.25" X 6.25" 4 cuts

-----  
Total: 4 cuts

LEE Total: 4

#### ROSCO

 R316

6.25" size, 6.25" X 6.25" 9 cuts

-----  
Total: 9 cuts

 R27

6.25" size, 6.25" X 6.25" 10 cuts

-----  
Total: 10 cuts

 R368

6.25" size, 6.25" X 6.25" 9 cuts

-----  
Total: 9 cuts

 R80

6.25" size, 6.25" X 6.25" 10 cuts

-----  
Total: 10 cuts

 R90

6.25" size, 6.25" X 6.25" 2 cuts

-----  
Total: 2 cuts

 R119

6.25" size, 6.25" X 6.25" 102 cuts




# Color Count

## Wozzeck

R119 (continued)


Total: 102 cuts

 R2007

 7.5" size, 7.5" X 7.5" 16 cuts

-----  
Total: 16 cuts


 R3202


 6.25" size, 6.25" X 6.25" 4 cuts

-----  
Total: 4 cuts


**ROSCO Total: 162**


### SCROLLS

 Scroll 1

 Wybron Forerunner 4 9 scrolls

-----  
Total: 9 scrolls

 Scroll 2

 Wybron Forerunner 4" 9 scrolls

-----  
Total: 9 scrolls


**SCROLLS Total: 18**

SCROLLS:

- 1. 11-019: L-201, G-841, R-83, R-355, R-58, R-47, R-27, G-104, R-31, R-318, R-321, R-09, R-73, R-77, R-91



- 2. 11-022: R-304, G-323, R-24, R-27, L-201, R-332, G-152, R-333, R-48, L-709, L-180, L-715, L-353, L-115, L-323





Wozzeck

**COLOR FRAMES**

| Instrument Type            | Frame Label | Size          | Per Ckt | Per Sheet |
|----------------------------|-------------|---------------|---------|-----------|
| ETC                        |             |               | 1       |           |
| ETC Source 4 26°           | 6.25"       | 6.25" X 6.25" | 1       | 9         |
| ETC Source 4 36°           | 6.25"       | 6.25" X 6.25" | 1       | 9         |
| ETC Source 4 50°           | 6.25"       | 6.25" X 6.25" | 1       | 9         |
| ETC Source 4 LED 19°       | 6.25"       | 6.25" X 6.25" | 1       | 9         |
| ETC Source 4 LED 26°       | 6.25"       | 6.25" X 6.25" | 1       | 9         |
| ETC Source 4 PAR WFL       | 7.5"        | 7.5" X 7.5"   | 1       | 6         |
| ChromaQ Studio Force II 48 |             |               | 1       |           |
| Wybron Forerunner 4"       |             |               | 1       |           |
| Wybron Forerunner 4        |             |               | 1       |           |





# Gobo Count

## Wozzeck

Lighting Designer - Jessica Winward  
Carnegie Mellon University  
Philip Chosky Theatre

### GOBO COUNT

---

R77572

9 A size

9 Total



---

R78485

9 A size

9 Total

